



The Powerful Nature of Wound Therapy



vashe
wound therapy

Our Human Body:

The Most Powerful Force in Infection Control



The Oxidative Burst. Nature's Pathway to Fighting Pathogens

The oxidative burst plays an important role in the human body's immune system. It is a crucial reaction that occurs in phagocytes to kill internalized bacteria. It's the body's key defense.

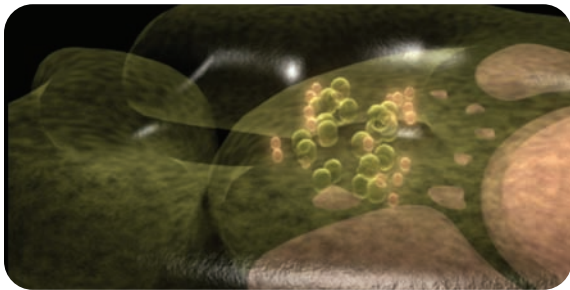


These images depict how the human immune cell neutrophil senses, moves toward and ingests an infectious pathogen. In the oxidative burst, there is a rapid release of the natural antimicrobial hypochlorous acid after these neutrophils come into contact with different bacteria or fungi, killing them within milliseconds.



This powerful human body response is effective against a broad spectrum of the most common, harmful invading pathogens, including:

- *Staphylococcus aureus*
- *Escherichia coli*
- *Enterococcus faecalis*
- *Clostridium difficile*
- *Pseudomonas aeruginosa*
- *Candida albicans*



Most pathogens, even when present at levels below the infection threshold, can slow wound healing. These are the very same infectious pathogens the body effectively generates oxidative bursts to combat.

The Body's Production of Hypochlorous Acid – The Natural Infection Fighter for Wounds

This broad spectrum of infection fighting power generated within the human body is put into action each time a wound occurs. When this defense is overrun due to many complicating factors, infectious pathogens find a breeding ground within the wound. This is traditionally the first point of clinical intervention.

Vashe® Wound Therapy is Advanced Technology: Supplying Additional Hypochlorous Acid to Boost the Body's Natural Wound Recovery



Vashe Wound Therapy. Advanced Technology in a Simple Solution

- A breakthrough in science for wound cleansing and debridement
- An additional boost to the body's own defense
- Provides key assistance to the body's own natural wound recovery

Vashe Wound Therapy is precisely pH-controlled hypochlorous acid, generated by a proprietary electrolytic method using the body's natural elements of salt and water.

The Vashe Wound Therapy solution is at near neutral pH between 5.3 and 6.7.

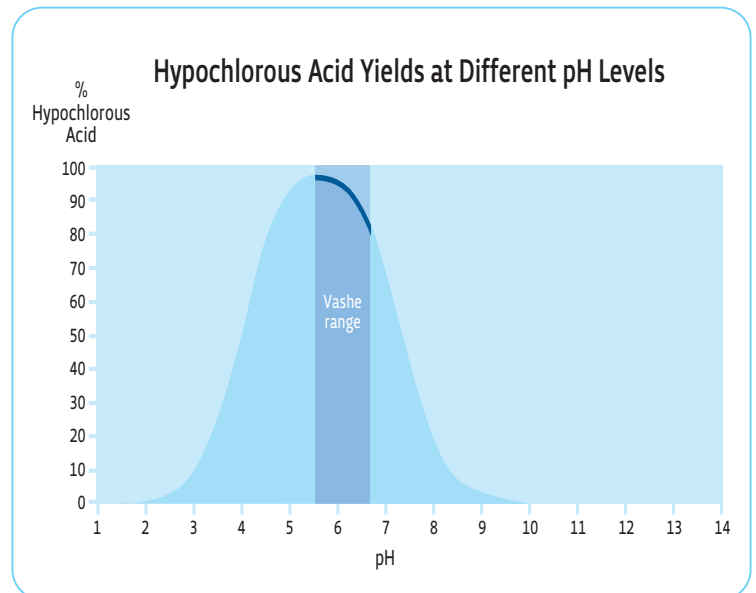
This optimizes its effectiveness as a cleansing and debriding agent. While remaining safe to patients, clinicians and the environment, this pH range is a key benefit of Vashe that allows a maximum yield of hypochlorous acid.

Vashe Technology is a Wound Therapy Enhancement. Irrigant Advancement.

Each Vashe System includes a combination of a proprietary electrolysis cell and control systems in a countertop dispenser. Proprietary control systems ensure fresh concentrations of hypochlorous acid are produced consistently within the narrow specifications that assure optimal effectiveness.

Vashe Wound Therapy is a cleared medical device for use in debriding, lubricating and moistening wounds including:

- Stasis ulcers
- Pressure ulcers
- First and second degree burns
- Diabetic ulcers
- Post-surgical wounds



Vashe Wound Therapy:

Ideally Designed for Today's Wound Care Environments and Clinicians



- A **biocompatible solution** to enhance the clinical management of acute and chronic wounds in tandem with the body's natural defenses
- A **safe and effective** alternative to common wound irrigants that inhibit wound healing

Generating a Powerful New Solution for Each Treatment

Vashe Wound Therapy fits seamlessly into your traditional wound debridement protocol. There is no special training necessary to realize the benefits.

Vashe Wound Therapy is generated on site from a nearly maintenance-free, one button station that can be placed where it provides the greatest convenience for treatments.

Effective. Biocompatible. Non-Toxic.

Vashe Wound Therapy treatment solutions are non-cytotoxic, non-mutagenic and have shown no contact hypersensitivity and no oral toxicity.

Vashe Wound Therapy is the right way of doing what the body is doing right.



Case Studies:

The Versatility of Vashe Wound Therapy



Case Study 1: Chronic Venous Insufficiency

The patient, a 44-year-old male with a history of chronic venous insufficiency, presented with bilateral medial ankle wounds 7-8 weeks prior to application of Vashe Wound Therapy. The patient was initiated on compression and topical antibiotics prior to starting Vashe Wound Therapy. Vashe Wound Therapy was applied three times per week during dressing changes, via gauze dressings applied directly to the wound sites and allowed to remain there for 10 minutes.



Fig 1: Appearance after 7 months of topical antibiotics and compression therapy (2.6 cm x 2 cm x 0.1 cm & 2.3 cm x 1.0 cm x 0.1 cm)



Fig 2: Appearance after 3 weeks of Vashe Wound Therapy (1.8 cm x 1.5 cm x 0.1 cm & 0.7 cm x 0.4 cm x 0.1 cm)

Case Study 2: Chronic Neuropathic Pain in Diabetic

The patient, a 52-year-old insulin-dependent diabetic with chronic neuropathic pain, presented with a wound dehiscence in the transmetatarsal region of the right foot 21 days after the original TMA. The patient was initiated on NPWT for a period of 10 weeks. Sharp debridement was carried out as deemed necessary. Following 10-weeks of NPWT, the wound appeared infected, inflamed and malodorous and progress to closure had stalled. At this point, Vashe Wound Therapy was added as an adjunct to NPWT. Vashe Wound Therapy was applied three times per week during NPWT dressing changes, via gauze dressings applied directly to the wound sites and allowed to remain there for 10 minutes.



Fig 1: Initial size of the dehisced wound 5 cm x 17.8 cm x 3.0 cm



Fig 2: Wound at 10 weeks of NPWT and immediately prior to adding Vashe Wound Therapy (2.8 cm x 11.0 cm x 0.8 cm)



Fig 3: Wounds healed by eight weeks post-initiation of Vashe Wound Therapy

Case Study 3: Diabetic Partial Foot Amputation

The patient, a 53-year-old female with a medical history of diabetes, diabetic neuropathy, and hypertension developed a left foot ulcer (Wagner's III DFU). Aggressive surgical debridement, partial foot amputation, intravenous antibiotics followed by post operative NPWT and hyperbaric oxygen therapy were administered to the patient. After reaching an endpoint for NPWT the patient was transitioned to Vashe Wound Therapy.

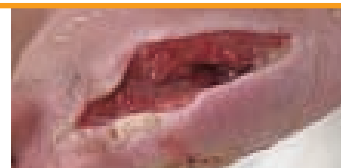


Fig 1: Appearance of wound after reaching endpoint of NPWT



Fig 2: Healed wound after 6 weeks with Vashe Wound Therapy



PuriCore® proprietary technology mimics the human immune system, producing hypochlorous acid. The broad benefits of PuriCore hypochlorous acid solutions are being realized today in a host of real-world environments.

PuriCore's hypochlorous acid solutions are also marketed under the brand names Sterilox®, Aqualox™, and Aquatine®.

PuriCore
Pure Science. Pure Life.

PuriCore, Inc.
508 Lapp Road Malvern, PA 19355
Customer Service: 866-918-2743
www.puricore.com

©2008 PuriCore. All rights reserved. P/N 0001-0465 Rev. A

PuriCore, Vashe, Sterilox and Aquatine are registered trademarks of PuriCore, Inc.
Aqualox is a trademark of PuriCore, Inc.